

# Nanotech®

Moore Nanotechnology Systems

## M600

A New Path in Ultra  
Precision Jig Grinding



---

# Table of Contents

Why is Repeatability Important When Selecting a Machine Tool ..... 1

Precision Machine Structure Layout – Critical Components.....2

Robust End-to-End Process Support System.....3

Repeatability – The Foundation for Accuracy and Quality..... 4

Sub-micron Motion Accuracy Without Human Intervention.....5

Sub-micron Part Results..... 6

Nanometer Motion Accuracy .....7

NanoSMART® – An Intuitive Machine Operation .....8

NanoSMART® – Touch Screen Interface ..... 9

Nanotech M600 Specifications..... 10

Optional Accessories .....11

Our Global Network..... 12

Markets Served..... 13



---

## Why is Repeatability Important When Selecting a Machine Tool?



Repeatable

---

**Accuracy (hitting the middle of the specification) and precision (repeatable results) are the two main elements to achieve superior manufacturing processes.**

While accuracy is important, unless it is repeatable, value is rapidly reduced as part / system design moves from Research and Development phase into Production phase. When selecting a machine system, repeatability often becomes a major influencing factor.



Accurate

---

**Repeatability plays an essential role in any production manufacturing process.**

Conventional jig grinding has historically provided a repeatable process. Repeatable (1 - 5 micron) ranges could be achieved under extraordinary care and commitment from a machine operator.

Consumer demand for higher value, lower cost products have pushed the specification in die, mold and precision component manufacturing. These demands, coupled with already expensive finishing operations (requiring hard to find human skill sets) have created the need for another level of repeatability in a machine tool and process. As a result, machine tool builders have needed to develop and advance technology to meet these ever-increasing needs and challenges.



Repeatable and Accurate

---

## Introducing the M600. A Truly Revolutionary New Jig Grinding System.

Moore Nanotechnology Systems have developed an ultra-precision jig grinding machine that is **capable of running completely unattended** (roughing through finishing) while achieving sub-micron form and positional accuracies in a wide variety of hardened steels, metals and other materials requiring precision and ultra precision grinding.

# Precision Machine Structure Layout - Critical Components

The **M600** was developed based on a comprehensive understanding of conventional jig grinding methodologies and has been completely designed and built from the ground up, utilizing today's most advanced technologies, systems, materials and precision engineering practices.

## Advanced Reciprocation Axis

To enable vibration free reciprocation of the W-axis while chop grinding, both Z and W-axes are coaxially arranged. During W-axis reciprocation, the Z-axis moves in the opposing direction to the W-axis, generating a counter reacting inertia force. This innovative arrangement enables higher contouring and surface finish accuracy during chop grinding.

## Continuous Thermal Stability


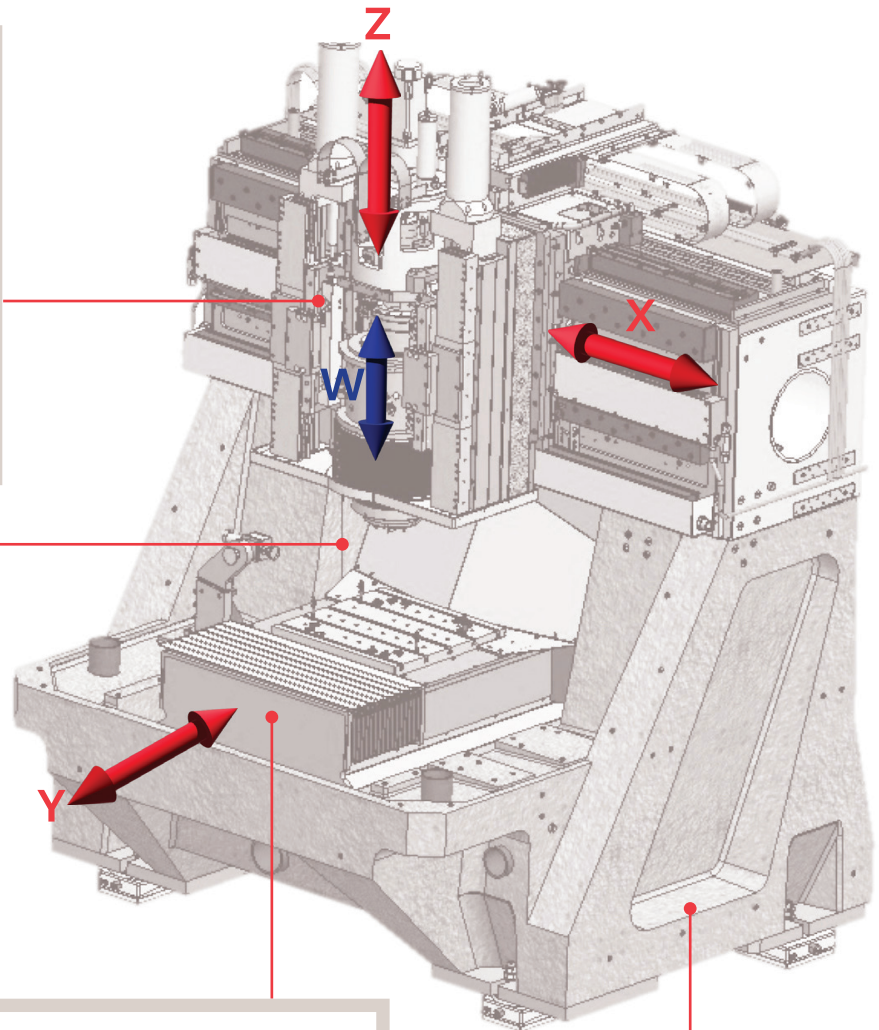
Over long grinding cycles, low thermal drift and high stabilities of the spindle in X and Y directions are achieved through thermal natural coaxial arrangement of the Z, W, and spindle axes and by implementing controlled coolant zones surrounding the spindle.

## Proven Oil Hydrostatic Slide Technology

All machine axes are fully hydrostatic constrained bearing enabling ultra-precision motion accuracies during contour operations due to the friction free motion. Further, to minimize thermal influences during high acceleration and speed cycles, all critical positioning axes (X, Y, Z) are actuated through dual ironless linear motors.

## Monolithic Machine Base


The machine base, columns, and bridge are polymer cast, designed as a single monolithic structure, eliminating joint surface influences for increased static and dynamic machine stability.



# Robust End-to-End Process Support System

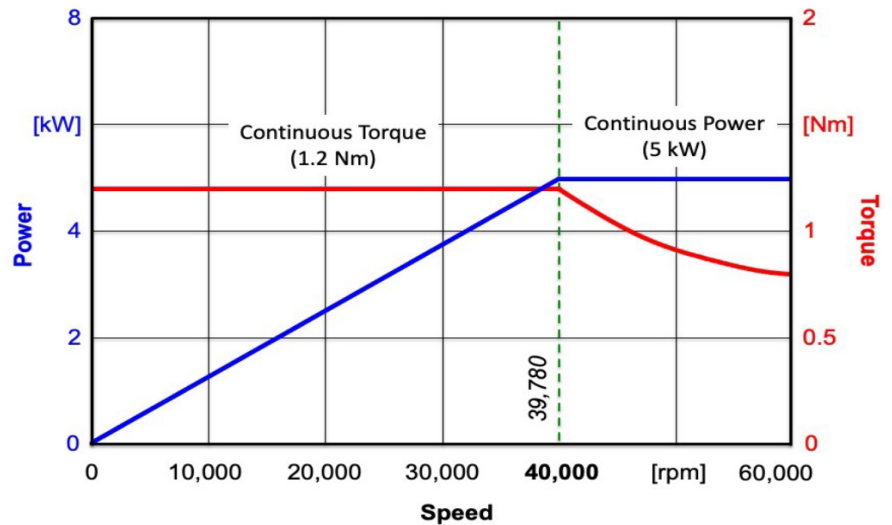
The **60,000 rpm high speed precision spindle** with 5 kW (1.2 Nm) of continuous power supports a large diversity of grinding applications. Combined with the HSK-E25 tool interface, high process stability can be achieved, enabling an ultra-precision jig-grinding operation.

## Advanced temperature control and robust tool interface



Shown:  $\varnothing 8$  mm grinding wheel with 110 mm tool length

## Spindle torque/power range




## Automatic Tool-Changer (ATC)

The ATC magazine can hold 30 HSK-E25 tools with a maximum diameter of 50 mm and a tool length of 125 mm. Through innovative dual gripper action, a 5 second tool-to-tool change is achieved.



## AutoSize

A four-sided AutoSize blade enables measuring tool diameter to an accuracy of less than 0.25 microns and ensures a precise tool location relative to the workpiece.



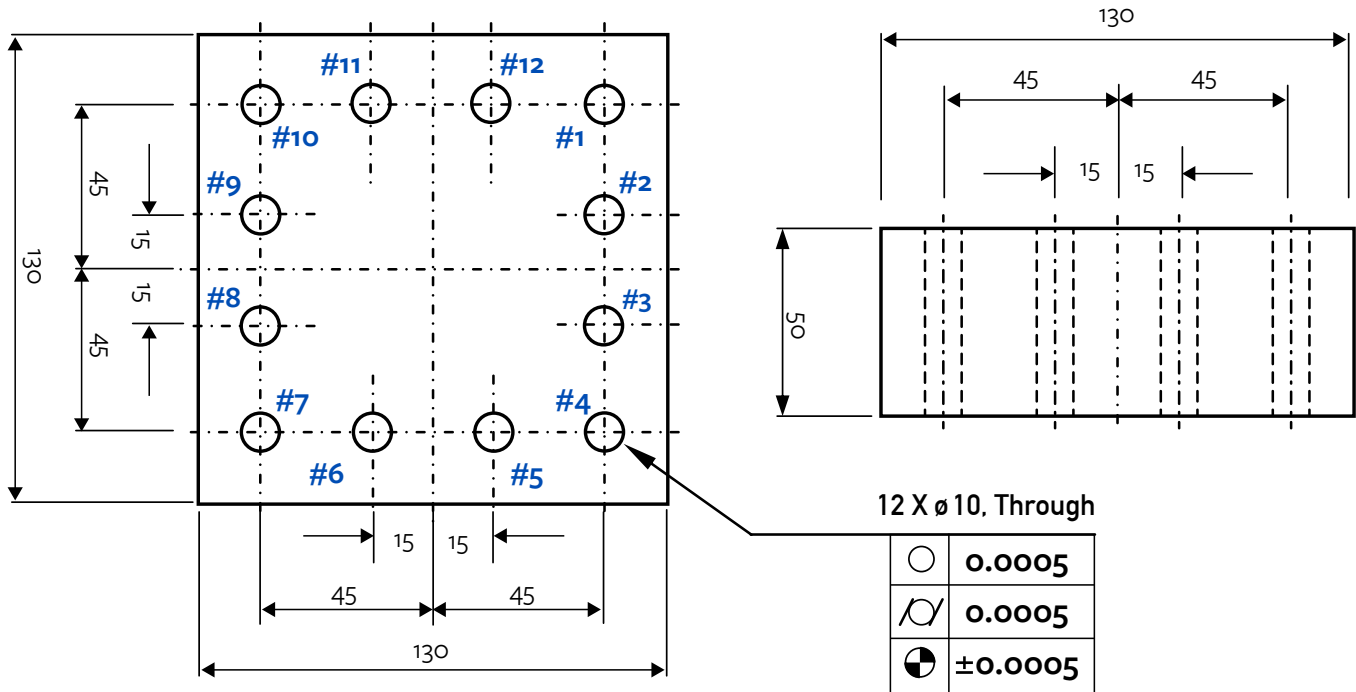
## Rotary Dressing

A 12,000 rpm rotary dressing spindle with a precision balanced dressing wheel insure a quality dress of your grinding wheels. An optional imbedded acoustic sensor allows the monitoring of the dressing operation.



# Repeatability – The Foundation for Accuracy and Quality

## Mold Plate Example



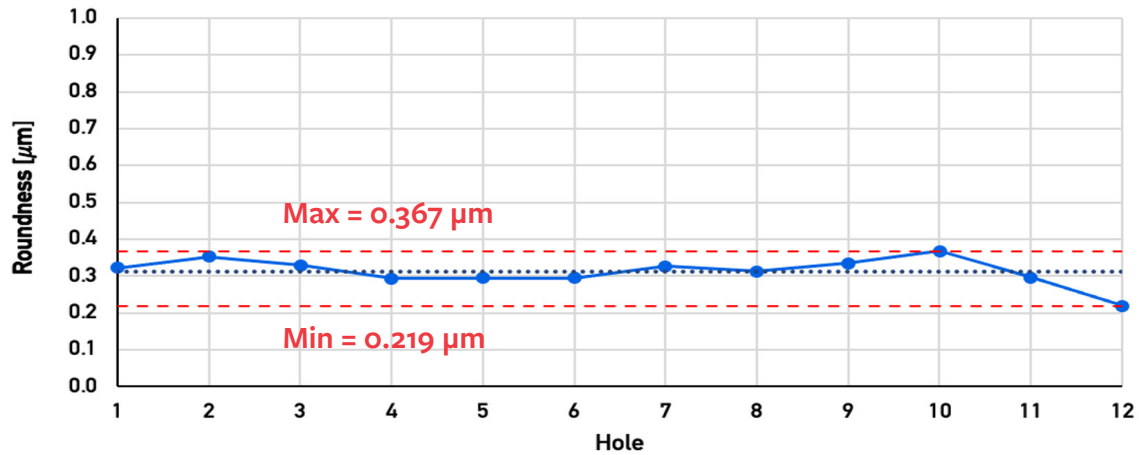
**The M600** enables a highly repeatable jig-grinding operation of high accuracy parts without human intervention. Every step along the process cycle can be electronically monitored and controlled.

### Example

Planetary Grinding of a 12 Cavity Plate  
 Hole Dimensions:  $\varnothing 10$  mm x 50 mm Deep,  
 Stavax D2-Steel, Hardness: 54 HRC

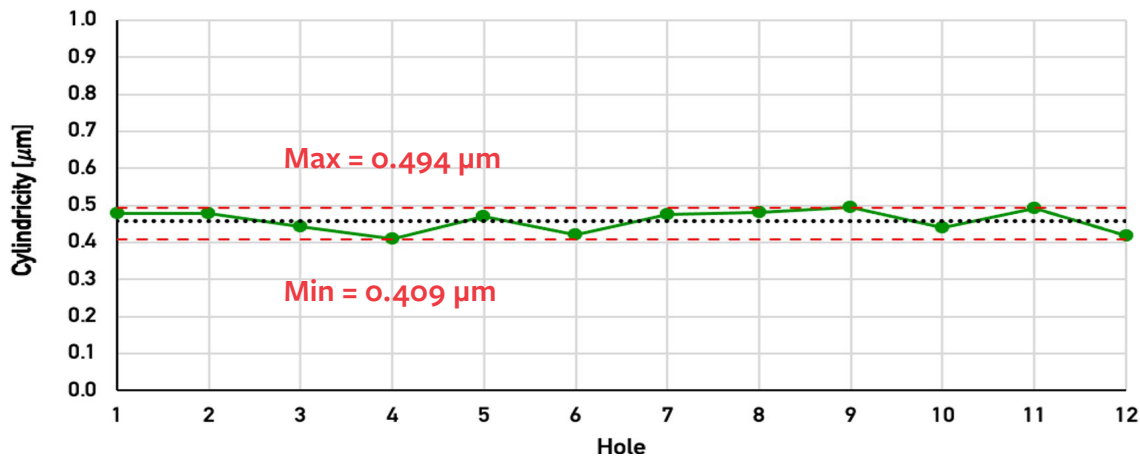
# Sub-Micron Accuracy Without Human Intervention

## Roundness



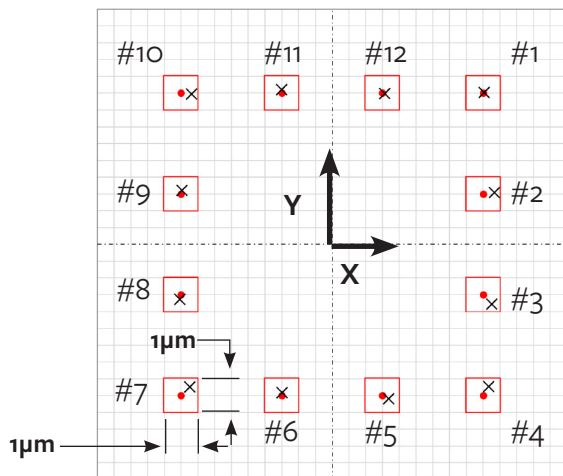
Average m:  
0.312 μm

## Cylindricity



Average m:  
0.458 μm

## Positioning



Location	Positional Error [μm]	
	X	Y
#1	0.036	0.012
#2	0.331	0.038
#3	0.265	-0.282
#4	0.171	0.269
#5	0.183	-0.089
#6	0.014	0.087
#7	0.257	0.254
#8	-0.044	-0.137
#9	0.022	0.102
#10	0.307	-0.025
#11	-0.010	0.103
#12	0.074	-0.008

# Sub-Micron Part Results

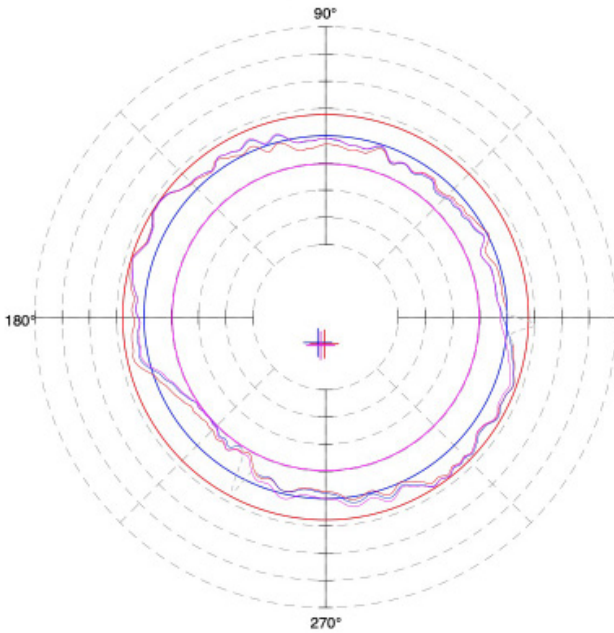
## Chop-Grinding Accuracy




### Example

Chop Grinding of an 80 mm Tungsten Carbide Punch

**Roundness: 0.347  $\mu\text{m}$**



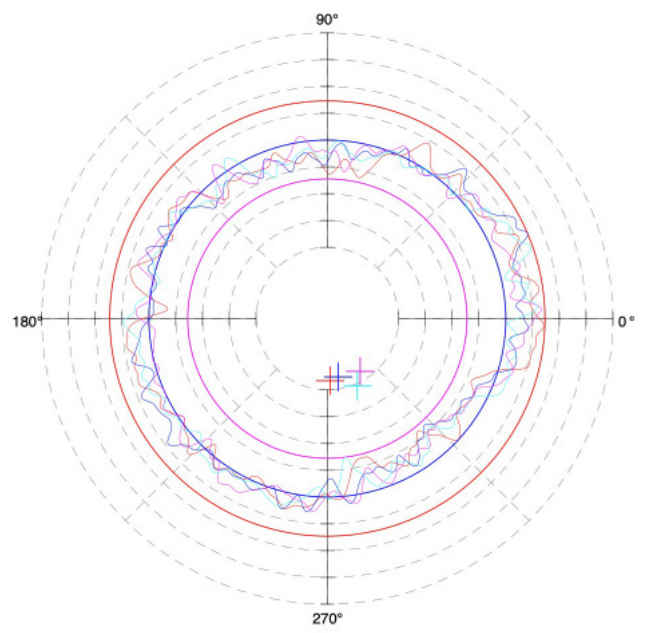
## Planetary Grinding Accuracy



### Example

Planetary Grinding of an 8 Cavity Optical Mold Plate  
Stavax D2-Steel, Hardness 54 HRC

**Roundness: 0.219  $\mu\text{m}$**






# Nanometer Motion Accuracy

## Ultra precision and error-free reversal contouring motion

is attained by implementing friction-free hydrostatic bearing technology, 1 nanometer feedback resolution, and adapting dual linear motor arrangement for each axis. This ensures a precise contouring path during chop or planetary grinding operation.

## Contouring Accuracy

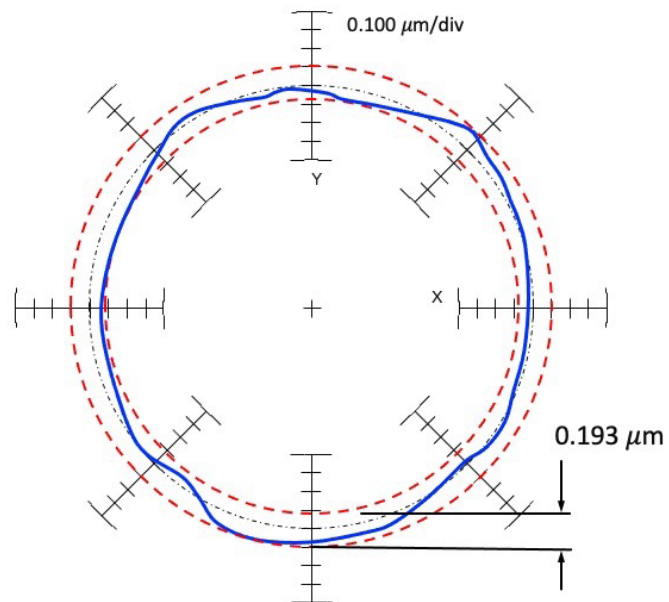


Heidenhain Grid Encoder

### Example

XY Motion Accuracy of  $\varnothing 80$  mm Circular Move  
(Feedrate 500 mm/min)

**Motion Accuracy:  $0.193 \mu\text{m}$**



# NanoSMART<sup>®</sup> – An Intuitive Machine Operation

NanoSmart's<sup>®</sup> industry-first, touch-and-swipe, gesture-based, interactive human machine-interface (HMI) supports intuitive machine programming and operation. Dressing cycles, tool metrology, and jig-grinding operations are setup by the operator through conversational programming. Important parameters impacting the process stability are continuously monitored enabling minimum human/process intervention.



- Windows Based Interface 64-bit
- Processor Type Intel I5 3.2 GHz
- Storage Capacity 5GB SSD
- 2 x Easy USB Port Access
- Delta Tau PMAC Motion Control
- NC-File Size up to 5GB
- 40,000 Blocks Lookahead
- 0.000001mm Programming Resolution
- Fully Networkable
- Remote Connectivity for Service Access

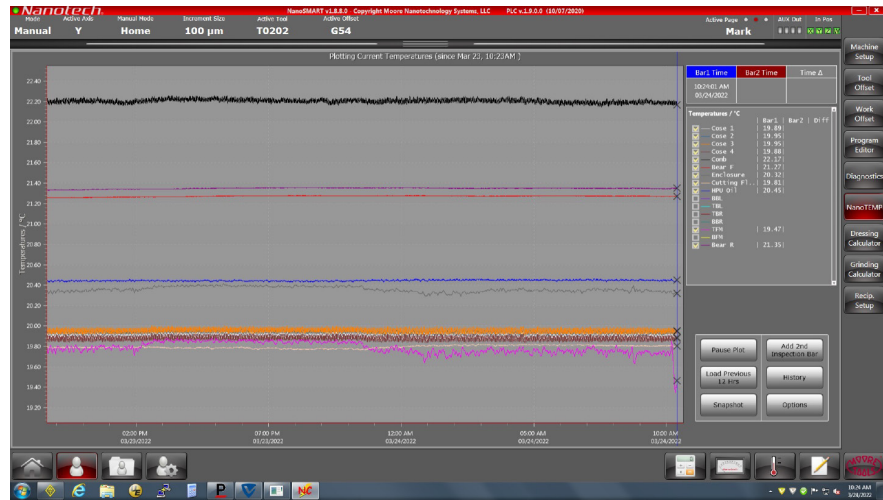
The screenshot shows the NanoSMART v1.8.8.0 interface. The top bar includes 'Manual Mode', 'Home', '100 µm', 'T0202', 'G54', and 'Mark'. The main area is split into several functional sections:

- Machine:** Shows X (510.181087 mm), Y (383.509731 mm), Z (196.849563 mm), and W (75.000000 mm).
- Program:** Shows X (-30.000006 mm), Y (170.872552 mm), Z (59.449260 mm), and W (75.000000 mm).
- Commanded:** Shows X (-30.000000 mm), Y (170.872549 mm), Z (59.449260 mm), and W (75.000000 mm).
- Distance to Go:** Shows X (0.000000 mm), Y (0.000000 mm), Z (0.000000 mm), and W (0.000000 mm).
- Operator:** Includes ORIGIN and RESET buttons and coordinate readouts for X (19.700533 mm), Y (230.433877 mm), Z (-28.150437 mm), and W (0.000000 mm).
- Watch Window:** A table with columns for Command, Value, and Comment. It lists commands #600 through #673.
- Offset Display:** Shows tool offsets for T0202 and G54, including D, L, T, W, X, Y, Z, and W values.
- Feedrate:** Shows Max Feed (6000.00), Cmd Feed (500.000), Act Feed (0.52), % Override (100), Mode (FPM), and % Rapid (100).
- Spindle:** Shows Status (CW), Max Speed (60000), Cmd Speed (43000), Act Speed (42920), and % Override (100).
- M400 Process Parameters:** Shows # of Outfeeds (3), Current Outfeed # (4), # of Revs Per Outfeed (113), # of Spark Out Revs (0), Current Spark Out Rev (678), and Remaining Dcc (mm) (-0.0033).
- Code Editor:** Displays G-code for 'DA/CYLINDRICITY\_TEST\_PART\_FINISH.nc', including section initialization and commands like G74, G01, G92, G52, G54, M98, and M38.

# NanoSMART® – Touch Screen Interface

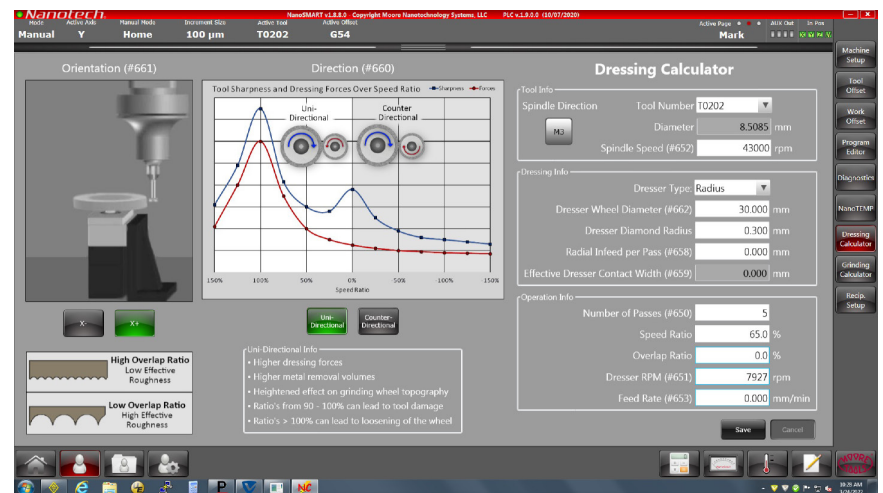
## NanoTemp®

- Continuous monitoring and recording of machine and environment temperature



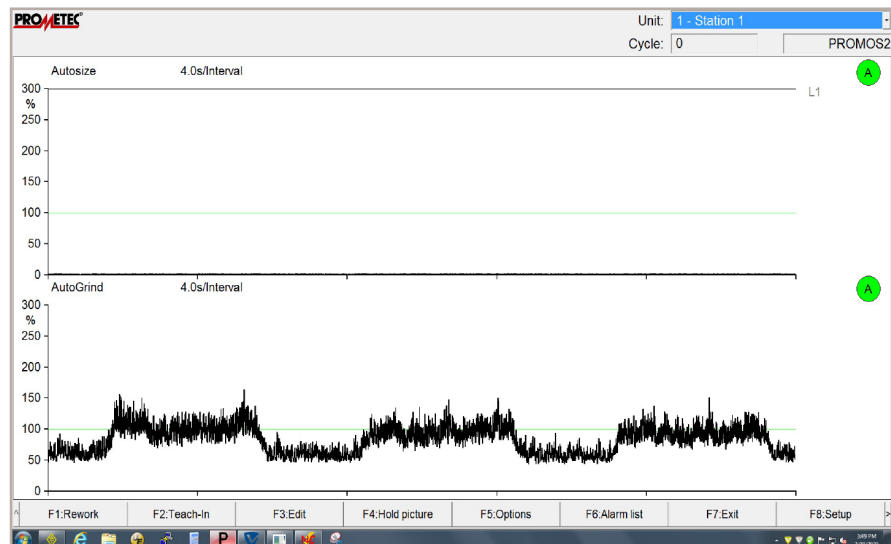
## Interactive Dressing Cycle Screen

- Optimize dressing routines based on specific grinding tool materials



## Real-time Dressing Quality Signal

- Modifying dressing process based on acoustic feedback



# Nanotech M600 – Machine Specification

## Mechanical

Ultra-precision four axis jig grinding machining center	X, Y, Z, W
Machine base	Single monolithic polymer cast granite
Slide technology	Fully constrained oil hydrostatic
Slide drive (X, Y, Z Axis)	Dual iron-less linear motors
Slide drive Z Axis)	Precision ball screw
Spindle	60,000 rpm, 5 kW continues power
Spindle/Tool interface	HSK-E25

## Capacity

Travel X axis	1,000 mm
Travel Y axis	400 mm
Travel Z axis	250 mm
Travel W axis	90 mm
Reciprocation stroke (W/Z motion)	0.1 – 65 mm
Distance from table surface to spindle gauge-line	150 – 400 mm
Table size	600 mm x 400 mm
Work envelope	600 mm x 400 mm x 250 mm
Maximum load capacity	250 kg
Table surface configuration	T-Slot – 10-H2 & M8 Tapped Holes

## Feeds

Traverse speed: X, Y axis	0 – 6,000 mm/min
Traverse speed: Z axis	4,500 mm/min
Traverse speed: W axis	16,000 mm/min
Reciprocation stroke rate	200 cycles/min

## CNC

Control	Delta-Tau 1 GHz Power PMAC
Data storage	5 GB Solid State Drive
Interface	DVD RW Drive / 2 x USB Ports /10/100/1000 Ethernet Connection
Block look-ahead	40,000 blocks
Programming resolution	0.000001 mm
HMI	NanoSMART gesture based touch screen interface

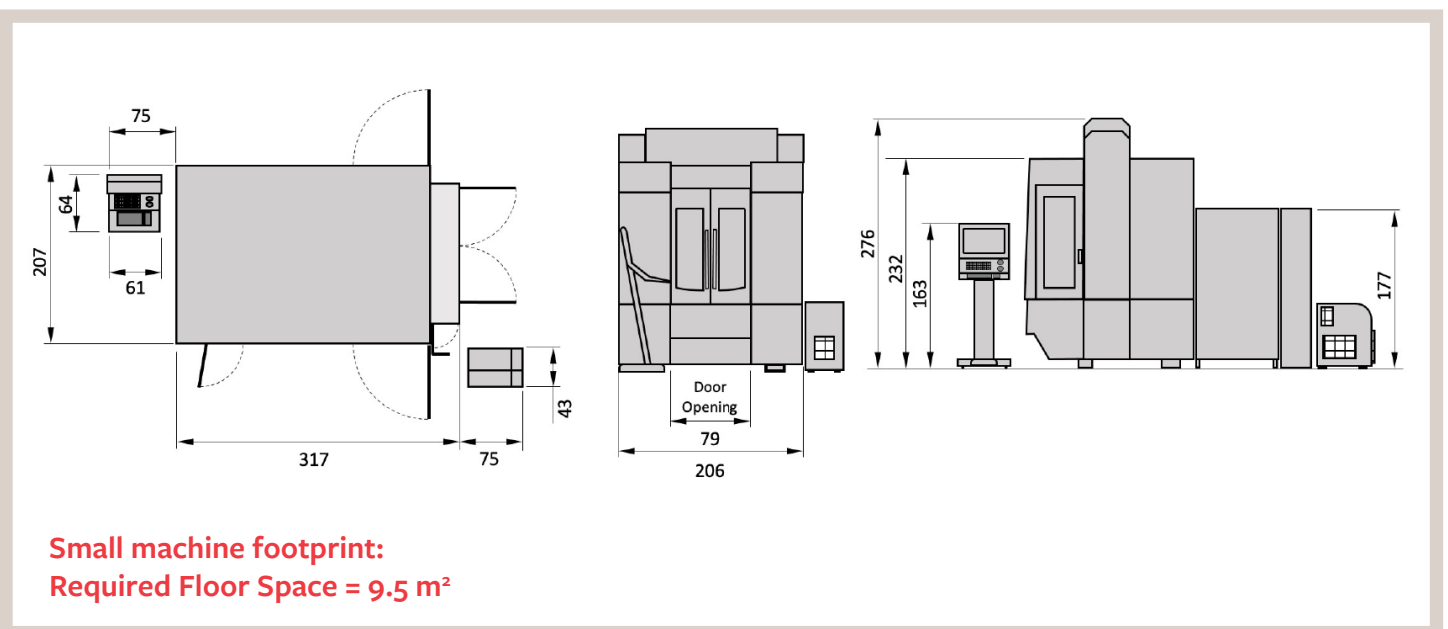
# Nanotech M600 – Machine Specification

## Accuracy

Bi-Directional Positional Accuracy	
X axis (Central 600 mm)	$\leq 0.5 \mu\text{m}$
Y axis (Full travel)	$\leq 0.5 \mu\text{m}$
Z axis (Full travel)	$\leq 0.5 \mu\text{m}$
Geometry	
Squareness X-Y	$\leq 0.5 \text{ Arcsec}$
Squareness X-Z	$\leq 0.5 \text{ Arcsec}$
Squareness Y-Z	$\leq 0.5 \text{ Arcsec}$
Spindle parallelism, to Z-X & Z-Y plane	$\leq 0.5 \text{ Arcsec}$

## Optional Accessories

- Automatic tool changer (30 Tools)
- Grinding wheel metrology (AutoSize)
- Bi-directional 12,000 rpm dressing spindle w. balanced dressing wheel
- Temperature controlled flood coolant system
- Mist extraction system
- On machine inspection probing (Renishaw OMP400 touch probe)
- NanoTemp temperature monitoring and recording system
- Electronic gauge amplifier



# Our Global Network



Moore Tool and Nanotech Locations



Distributorship / Agency Locations

---

## Moore Nanotechnology Systems, LLC

### Headquarters

230 Old Homestead Hwy.  
Swanzy, NH 03446 USA  
Phone: +1 603 352 3030  
Fax: +1 603 352 3363

[www.nanotechsys.com](http://www.nanotechsys.com)

### Global Process Development and Training Center

6510 Northpark Blvd.  
Charlotte, NC 28216

---

## Moore Tool Company, Inc.

### Mailing address

800 Union Avenue  
Bridgeport, CT 06607 USA  
Phone: +1 203 366 3224  
Fax: +1 203 3672 0418

[www.mooretool.com](http://www.mooretool.com)

### Shipping address

Moore Tool Company, Inc.  
599 Hollister Ave.  
Bridgeport, CT 06607 USA

*For more information, visit our websites.*

# Markets Served



